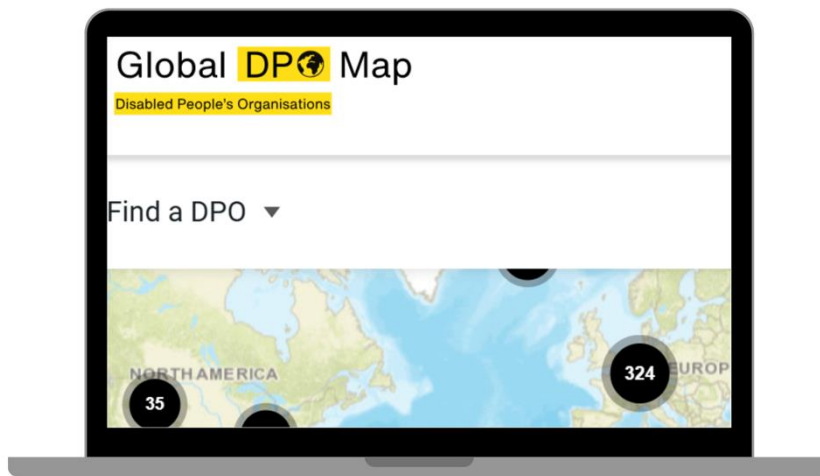


Global **DP** Map

Disabled People's Organisations

Add your organisation
to our [Global OPD map](#)

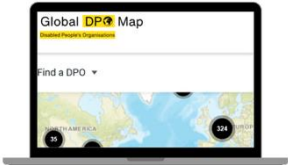


This is a guide to adding your OPD to our website and map.

Hablas español?

You can add your organisation in Spanish. Tell us if you want to do this.

What this leaflet is about



This leaflet tells you how to add your OPD to our Global OPD Map.



OPD means **Organisation of Persons with Disabilities**.

We say **OPD** for short.

Some people say **DPO**.



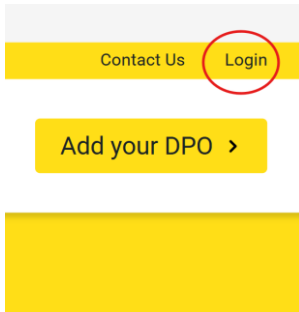
OPDs are organisations that are run by people with disabilities.



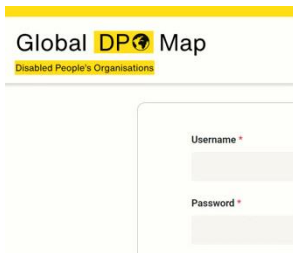
We want to make it easier for OPDs to find each other.

And we want to make it easier for disabled people to find OPDs.

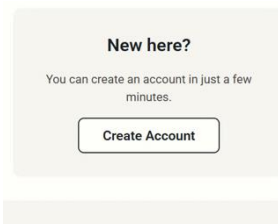
How to add your organisation



You can only add your OPD to our map when you have logged in to our website.



To do this you need to have an account on our website.



If you do not have an account, you can make one. It does not take long. Click on **Create account**.



This means we can check what information is put on the map. And let organisations add more information later.

1. About the OPD map and project



The OPD map and website is part of a research study.



To add your OPD to the map

1. Read the leaflet
2. Check you understand it
3. If you are happy with it, sign the consent form.



The information leaflet and consent form are on our website.



We want to make sure the OPD map is up to date.

We might send you a short survey to check your OPD information.

2. Who runs your OPD



We ask you your OPD's name and any other names it uses.



We also ask how disabled people can take part in running the OPD.



Or if supporters do this.



If supporters run your OPD, we want to understand why.

3. How to contact your OPD



We ask you for information on how to contact your OPD. For example,



- Website
- Social media accounts



- Email address for the public
- Phone number for the public



- The name of someone at your OPD who we can contact about the map.

4. Who your OPD supports



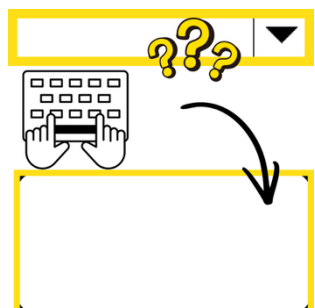
We ask where your OPD works.



And what groups of people you support with your OPD.



You can pick which groups you support from a list.



If the group is not in the list, you can tell us about them in the box.

5. Working with other OPDs



Some OPDs work closely with other OPDs.



We want you to tell us about any OPDs you work closely with.



We do not share this on the map or with the public.

6. Telling us where your OPD works



In this section you can add your OPD's address.

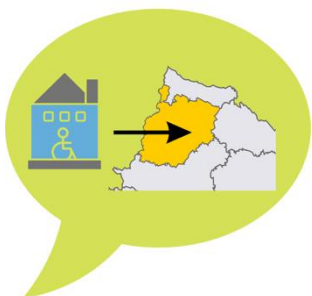


We know that some OPDs do not have an office or building.

You can also give us information about where your OPD is.



For example, if it is near a shop or if the road has no name.



If you cannot give us an address, you can tell us where you do most of your work.

Like a city, country or area.

7. Putting your OPD on the map



When you give us an address, our website will add it to our map.



You can check that your OPD is in the right place.



If your OPD's pin is not in the right place, you can drag it to the right spot on the map.



You do not have to tell us exactly where your DPO is. Tick the box if do not want to.

8. When your OPD started



We ask you what year your OPD started.



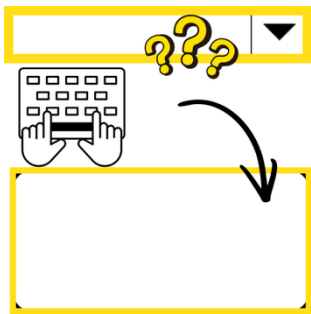
And we ask you to tell us if your OPD is still open and doing the same work.

9. How your OPD gets money



You can tell us about the type of work you do by choosing from the list.

You can choose more than 1.



You can put anything you do that is not on the list in the box.



We ask how your OPD gets money.

You can choose as many things as you need from the list.



We do not put this information on our website or share it with other organisations.

10. Staying in contact



We want to send you news about the map and other ways to take part in our project.



You can say yes or no.

If you say yes, we will send our news to the email address you gave us.



We can also send you our Global Disability Hub newsletter.



Please tell us if you would like this.

11. Thank you



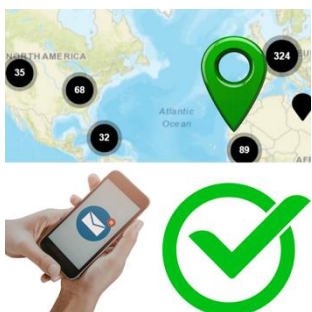
Thank you for sending us information about your OPD.



Our team will check your OPD information and make sure we have everything we need.



We will email you if we need more information.



We will also email you when your OPD is added to the map.

This will mean your OPD will be on the OPD Map..

How to contact us



If you have a question about the OPD map or project, you can email:



- Anna Landre
anna.landre.22@ucl.ac.uk
- Catherine Holloway
c.holloway@ucl.ac.uk



Study title AT2030 Impact Stories and Community Collaboration.

The Research Ethics Committee at UCL approved this leaflet for participants. ID number 16149/001.